



CAIXAS

LINHA LEVE

LINHA LEVE

LINHA LEVE

LINHA LEVE

CENTRAL DE VENDAS

Alessandra	(11) 95456-6290	vendas@supersoldas.com.br
Carla	(11) 95796-0176	carla@supersoldas.com.br
Claudia	(11) 94538-8656	claudia@supersoldas.com.br
Evelyn	(11) 95804-9330	evelyn@supersoldas.com.br
Fabiana	(11) 97895-9270	fabiana@supersoldas.com.br
Fernanda	(11) 95968-7415	fernanda@supersoldas.com.br
Jamile	(11) 97895-8886	jamile@supersoldas.com.br
Ketlyn	(11) 95824-7581	ketlyn@supersoldas.com.br
Tairine	(11) 97835-4633	tairine@supersoldas.com.br

10 / Doblò Superior
Mangureira C/Ar

420mm x 42mm

15 / Doblò Inferior C/Ar

420mm x 42mm

20 / Ducato Inferior

427mm x 48mm

30 / Ducato Superior

427mm x 48mm

40 / Fiorino / Spazio Inferior

324mm x 46mm

50 / Fiorino / Spazio Superior

324mm x 46mm

60 / Marea Inferior

580mm x 45mm

70 / Marea Superior

580mm x 45mm

75 / Marea Superior
Largo Fechado

585mm x 59mm

76 / Marea Inferior Largo

585mm x 59mm

77 / Marea Superior
Largo Aberto

585mm x 59mm

80 / Palio 1.5 Inferior

360mm x 46mm

90 / Palio 1.5 Superior Bocal

360mm x 46mm

91 / Palio 1.5 Superior Bocal
Cebolão Fechado

360mm x 46mm

100 / Palio Fire Inferior
Canelado

392mm x 45mm

105 / Palio Fire Canelado
Superior C/ Divisão

390mm x 42mm


110 / Palio Fire Superior
Canelado

390mm x 41mm

120 / Palio Fire Inferior
Liso

378mm x 42mm

130 / Palio Fire Superior Liso




378mm x 42mm

135 / Palio Fire Superior Similar Visconde



390mm x 41mm

136 / Palio Fire Inferior Similar Visconde




390mm x 41mm

137 / Palio Fire Superior Similar Denso



377mm x 38mm

138 / Palio Fire Inferior Similar Denso



377mm x 38mm

140 / Palio Reservatório



360mm x 42mm

141 / Palio 1.0 Inferior



360mm x 42mm

145 / Toro Inferior 2018 1.8 16V



405mm x 31mm

146 / Toro Superior Lado Sangrador 2018 1.8 16V



405mm x 28mm

147 / Renegade Inferior Diesel 2015>2019



420mm x 39mm

148 / Renegade Superior Diesel 2015>2019



420mm x 39mm

150 / Tempra Inferior



360mm x 46mm

151 / Toro Diesel Bocal Longo



421mm x 41mm

152 / Toro Diesel Bocal Curto



421mm x 41mm

160 / Tempra Superior



360mm x 46mm

170 / Tipo Inferior



386mm x 49mm

180 / Tipo Superior



386mm x 49mm

189 / Uno Inferior Similar Denso



322mm x 37mm

190 / Uno Inferior



322mm x 47mm

191 / Uno Superior Fino



399mm x 24mm

192 / Uno Inferior Fino



399mm x 24mm

193 / Novo Uno/Palio/Siena/Mobi Sim. Denso S/Ret. 4Cilindros



379mm x 37mm

194 / Novo Uno/Palio/Siena/Mobi Sim. Denso C/Ret. 4Cilindros



379mm x 37mm

195 / Uno LX Argentino C/ Ar



322mm x 47mm

200 / Uno Reservatório




322mm x 47mm

202 / Uno Reservatório Similar Denso



322mm x 37mm

203 / Punto 1.4 Superior Similar Denso



378mm x 37mm

204 / Punto 1.4 Inferior Similar Denso



378mm x 37mm

205 / Stilo Superior 2 Bocais



423mm x 54mm

206 / Stilo Inferior C/ Respiro



423mm x 54mm

207 / Stilo Inferior S/ Respiro



423mm x 54mm

7208 / Linea 2 Bocais



420mm x 42mm

7209 / Linea Inferior



420mm x 42mm

7350 / Mobi / Uno 1.0 6V 2017 2019 Lado Carona



406mm x 33mm

7460 / Mobi / Uno 1.0 6V 2017 2019 Lado Motorista



406mm x 33mm

8015 / Argo/Cronos Superior 8V/16V 1.3/1.8



404mm x 30mm

8016 / Argo/Cronos Inferior
8V/16V 1.3/1.8



404mm x 30 mm

8361 / Nova Strada 1.3 Flex



407mm x 31mm

8370 / Nova Strada 1.4 20/21
Lado Mangueira



407mm x 33 mm

8380 / Strada 1.4 20/21
Com Ar



407mm x 33mm

8421 / Toro 2.4 Jeep Compass
2.0 / 2.4 Superior



420mm x 41mm

8422 / Toro 2.4 Jeep Compass
2.0 / 2.4 Inferior



420 mm x 41 mm

7623 / 116 / 120 / 128-I / Z4
X1 09> Superior



475mm x 48mm